

# Rates and Equilibria

## Energy profile diagrams

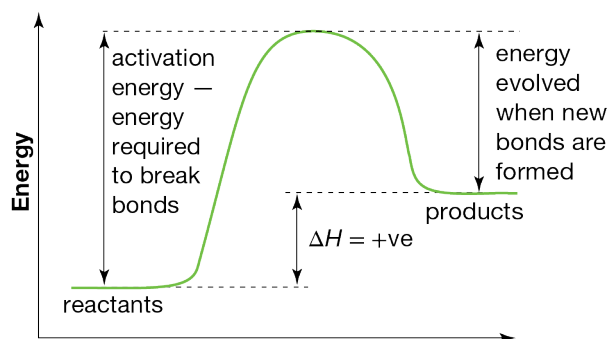
$$E_A = E_{\max} - E_{\text{initial}}$$

- Energy always needed to initiate reaction (break bonds of reactants)
- Reactant particles must collide at correct angle, energy etc
- Most collisions are not fruitful
- Energy must be greater than or equal to  $E_A$

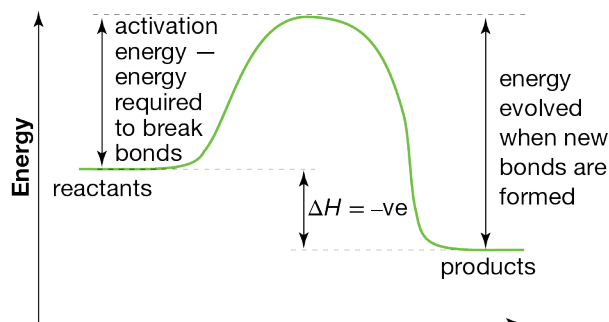
**Endothermic** (products > reactants,  $\Delta H > 0$ )

**Exothermic** (reactants > products,  $\Delta H < 0$ )

### Energy diagram for an endothermic reaction



### Energy diagram for an exothermic reaction



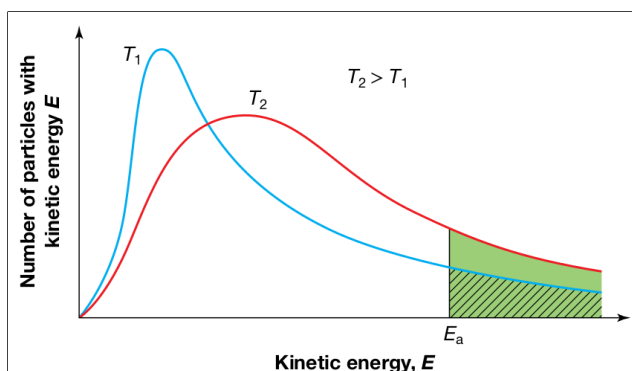
## Ways to increase rate of reaction:

1. Increase surface area
2. Increase concentration/pressure
3. Increase temperature

## Kinetic energy

**Temperature** - measure of *avg* kinetic energy of particles. Over time each particle will eventually have enough energy to overcome  $E_A$ .

Note same distribution indicates same temperature.

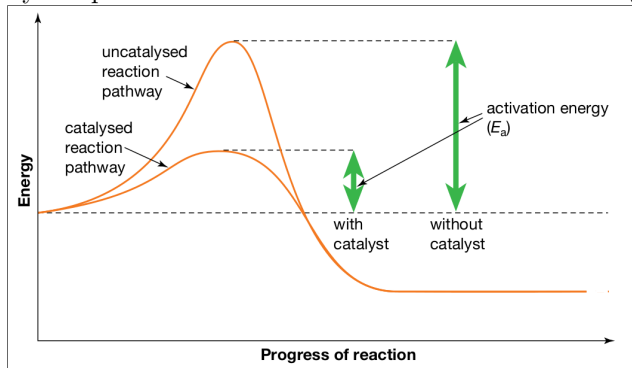


## Catalysts

- alternate reaction pathway, with lower  $E_A$
- increased rate of reaction
- involved in reaction but regenerated at end
- does not alter  $K_c$  or extent of reaction
- attracts reaction products
- removal/addition of catalyst does not push system out of equilibrium

**Homogenous catalyst:** same state as reactants and products, e.g.  $\text{Cl}^*$  radicals.

**Heterogenous catalyst:** different state, easily separated. Preferred for manufacturing.



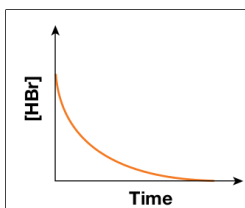
Many catalysts involve transition elements.

Haber process (ammonia production) - enzymes are catalysts for one reaction each. Adsorption (bonding on surface) forms ammonia  $\text{NH}_3$

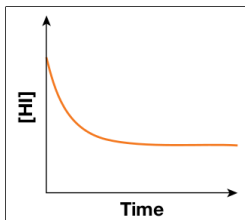
## Equilibrium systems

*Equilibrium* - the stage at which quantities of reactants and products remain unchanged

Reaction graphs - exponential/logarithmic curves for reaction rates with time (simultaneous curves forward/back)



**Complete reaction** - all reactant becomes product



**Incomplete reaction** - goes both ways and reaches equilibrium

- All reactions are equilibrium reactions, but extent of backwards reaction may be negligible
- Double arrow indicates equilibrium reaction
- At equilibrium, rate of forward reaction = rate of back reaction.

### States (not in course)

- **Homogeneous** - all states are the same
- **Heterogeneous** - states are different

### Equilibrium constant $K_c$

For  $\alpha A + \beta B + \dots \rightleftharpoons \chi X + \psi Y + \dots$ :

$$K_c = \frac{[X]^\chi \cdot [Y]^\psi \cdot \dots}{[A]^\alpha \cdot [B]^\beta \cdot \dots}$$

More generally, for reactants  $n_i R_i$  and products  $m_i P_i$ :

$$K_c = \frac{\prod_{i=1}^{|P|} [P_i]^{m_i}}{\prod_{i=1}^{|R|} [R_i]^{n_i}} \quad | \quad i \in \mathbb{N}^*$$

Indicates extent of reaction

If value is high ( $> 10^4$ ), then [products]  $>$  [reactants]

If value is low ( $< 10^4$ ), then [reactants]  $>$  [products]

- $K_c$  depends on direction that equation is written (**L to R**)
- If  $K_c$  is small, equilibrium lies *to the left*
- aka *equilibrium expression*

### Reaction constant (quotient) $Q$

Proportion of products/reactants at a give time (specific  $K_c$ ). If  $Q = K_c$ , then reaction is at equilibrium.

## Le Châtelier's principle

Any change that affects the position of an equilibrium causes that equilibrium to shift, if possible, in such a way as to partially oppose the effect of that change.

### Changing volume / pressure

1.  $\Delta V < 0 \Rightarrow [\Sigma \text{particles}] \uparrow$ , therefore system reacts in direction that produces less particles
2.  $\Delta V > 0 \Rightarrow [\Sigma \text{particles}] \downarrow$ , therefore system reacts in direction that produces more particles
3.  $n(\text{left}) = n(\text{right})$  (volume change does not disturb equilibrium)

### Changing temperature

Only method that alters  $K_c$ .

Changing temperature changes kinetic energy. System's response depends on whether reaction is exothermic or endothermic.

- Exothermic - increase temp decreases  $K_c$
- Endothermic - increase temp increases  $K_c$

Time-concentration graph: smooth change

### Changing concentration

- Decreasing "total" concentration of system causes a shift towards reaction which produces more particles

### Yield

$$\text{yield \%} = \frac{\text{actual mass obtained}}{\text{theoretical maximum mass}} \times 100$$

### Acid/base equilibria

Strong acid:  $\text{HA} \longrightarrow \text{H}^+ + \text{A}^-$

Weak acid:  $\text{HA} \rightleftharpoons \text{H}^+ + \text{A}^-$

For weak acids, dilution causes increase in % ionisation.

$\therefore [\text{HA}] \propto 1 \div \%$  ionisation

(see 2013 exam, m.c. q20)

$$\% \text{ ionisation} = \frac{[\text{H}^+]}{[\text{HA}]} \times 100$$

When a weak acid is diluted:

- amount of  $\text{H}_3\text{O}^+$  increases
- equilibrium shifts right
- overall  $[\text{H}_3\text{O}^+]$  decreases
- therefore pH increases