

## Year 12 Methods

Andrew Lorimer

## 1 Functions

- vertical line test
- each  $x$  value produces only one  $y$  value

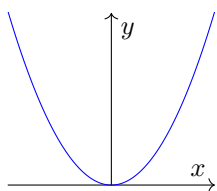
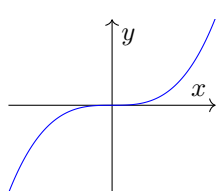
## One to one functions

- $f(x)$  is *one to one* if  $f(a) \neq f(b)$  if  $a, b \in \text{dom}(f)$  and  $a \neq b$   
 $\implies$  unique  $y$  for each  $x$  ( $\sin x$  is not 1:1,  $x^3$  is)
- horizontal line test
- if not one to one, it is many to one

## Odd and even functions

Even:  $f(x) = f(-x)$

Odd:  $-f(x) = f(-x)$

Even  $\implies$  symmetrical across  $y$ -axis $x^{\pm \frac{p}{q}}$  is odd if  $q$  is oddFor  $x^n$ , parity of  $n \equiv$  parity of function**Even:****Odd:**

## Inverse functions

- Inverse of  $f(x)$  is denoted  $f^{-1}(x)$
- $f$  must be one to one
- If  $f(g(x)) = x$ , then  $g$  is the inverse of  $f$
- Represents reflection across  $y = x$
- $\implies f^{-1}(x) = f(x)$  intersections lie on  $y = x$
- $\text{ran } f = \text{dom } f^{-1}$   
 $\text{dom } f = \text{ran } f^{-1}$
- “Inverse”  $\neq$  “inverse function” (functions must pass vertical line test)

Finding  $f^{-1}$ 

1. Let  $y = f(x)$
2. Swap  $x$  and  $y$  (“take inverse”)
3. Solve for  $y$   
 Sqrt: state  $\pm$  solutions then restrict
4. State rule as  $f^{-1}(x) = \dots$
5. For inverse *function*, state in function notation

## Simultaneous equations (linear)

- **Unique solution** - lines intersect at point
- **Infinitely many solutions** - lines are equal
- **No solution** - lines are parallel

$$\text{Solving } \begin{cases} px + qy = a \\ rx + sy = b \end{cases} \text{ for } \{0, 1, \infty\} \text{ solutions}$$

where all coefficients are known except for one, and  $a, b$  are known

1. Write as matrices:  $\begin{bmatrix} p & q \\ r & s \end{bmatrix} \begin{bmatrix} x \\ y \end{bmatrix} = \begin{bmatrix} a \\ b \end{bmatrix}$
2. Find determinant of first matrix:  $\Delta = ps - qr$
3. Let  $\Delta = 0$  for number of solutions  $\neq 1$   
 or let  $\Delta \neq 0$  for one unique solution.

4. Solve determinant equation to find variable

**For infinite/no solutions:**

5. Substitute variable into both original equations
6. Rearrange equations so that LHS of each is the same
7.  $\text{RHS}(1) = \text{RHS}(2) \implies (1) = (2) \forall x$  ( $\infty$  solns)  
 $\text{RHS}(1) \neq \text{RHS}(2) \implies (1) \neq (2) \forall x$  (0 solns)

On CAS: Matrix  $\rightarrow$  det

$$\text{Solving } \begin{cases} a_1x + b_1y + c_1z = d_1 \\ a_2x + b_2y + c_2z = d_2 \\ a_3x + b_3y + c_3z = d_3 \end{cases}$$

- Use elimination

- Generate two new equations with only two variables
- Rearrange & solve
- Substitute one variable into another equation to find another variable

**Piecewise functions**

$$\text{e.g. } f(x) = \begin{cases} x^{1/3}, & x \leq 0 \\ 2, & 0 < x < 2 \\ x, & x \geq 2 \end{cases}$$

**Open circle:** point included

**Closed circle:** point not included

**Operations on functions**

For  $f \pm g$  and  $f \times g$ :  $\text{dom}' = \text{dom}(f) \cap \text{dom}(g)$

Addition of linear piecewise graphs: add  $y$ -values at key points

Product functions:

- product will equal 0 if  $f = 0$  or  $g = 0$
- $f'(x) = 0 \vee g'(x) = 0 \not\Rightarrow (f \times g)'(x) = 0$

**Composite functions**

$(f \circ g)(x)$  is defined iff  $\text{ran}(g) \subseteq \text{dom}(f)$

**2 Polynomials**

**Linear equations**

**Forms**

- $y = mx + c$
- $\frac{x}{a} + \frac{y}{b} = 1$  where  $(x_1, y_1)$  lies on the graph
- $y - y_1 = m(x - x_1)$  where  $(a, 0)$  and  $(0, b)$  are  $x$ - and  $y$ -intercepts

**Line properties**

Parallel lines:  $m_1 = m_2$

Perpendicular lines:  $m_1 \times m_2 = -1$

Distance:  $|\vec{AB}| = \sqrt{(x_2 - x_1)^2 + (y_2 - y_1)^2}$

**Quadratics**

$$x^2 + bx + c = (x + m)(x + n)$$

where  $mn = c, m + n = b$

**Difference of squares**

$$a^2 - b^2 = (a - b)(a + b)$$

**Perfect squares**

$$a^2 \pm 2ab + b^2 = (a \pm b)^2$$

**Completing the square**

$$x^2 + bx + c = \left(x + \frac{b}{2}\right)^2 + c - \frac{b^2}{4}$$

$$ax^2 + bx + c = a\left(x - \frac{b}{2a}\right)^2 + c - \frac{b^2}{4a}$$

**Quadratic formula**

$$x = \frac{-b \pm \sqrt{b^2 - 4ac}}{2a}$$

(Discriminant  $\Delta = b^2 - 4ac$ )

**Cubics**

**Difference of cubes**

$$a^3 - b^3 = (a - b)(a^2 + ab + b^2)$$

**Sum of cubes**

$$a^3 + b^3 = (a + b)(a^2 - ab + b^2)$$

**Perfect cubes**

$$a^3 \pm 3a^2b + 3ab^2 \pm b^3 = (a \pm b)^3$$

$$y = a(bx - h)^3 + c$$

- $m = 0$  at *stationary point of inflection* (i.e.  $(\frac{h}{b}, k)$ )
- $y = (x - a)^2(x - b)$  — max at  $x = a$ , min at  $x = b$
- $y = a(x - b)(x - c)(x - d)$  — roots at  $b, c, d$
- $y = a(x - b)^2(x - c)$  — roots at  $b$  (instantaneous),  $c$  (intercept)

**Quartic graphs**

**Forms of quartic equations**

$$y = ax^4$$

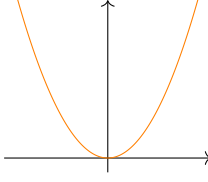
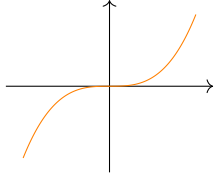
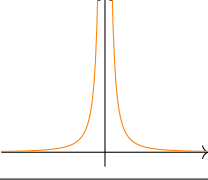
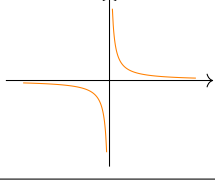
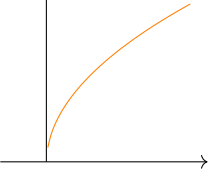
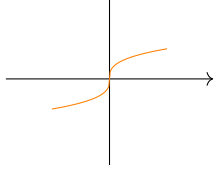
$$y = a(x - b)(x - c)(x - d)(x - e)$$

$$y = ax^4 + cd^2 (c \geq 0)$$

$$y = ax^2(x - b)(x - c)$$

$$y = a(x - b)^2(x - c)^2$$

$$y = a(x - b)(x - c)^3$$

|                                       | $n$ is even   | $n$ is odd  |
|---------------------------------------|---|---|
| $x^n, n \in \mathbb{Z}^+$             |  |  |
| $x^n, n \in \mathbb{Z}^-$             |  |  |
| $x^{\frac{1}{n}}, n \in \mathbb{Z}^-$ |  |  |

### 3 Transformations

- translation of  $b$  units from  $x$ -axis ( $y$ -shift)

#### Order of operations: DRT

dilations — reflections — translations

#### Transforming $x^n$ to $a(x - h)^n + K$

- dilation factor of  $|a|$  units parallel to  $y$ -axis or from  $x$ -axis
- if  $a < 0$ , graph is reflected over  $x$ -axis
- translation of  $k$  units parallel to  $y$ -axis or from  $x$ -axis
- translation of  $h$  units parallel to  $x$ -axis or from  $y$ -axis
- for  $(ax)^n$ , dilation factor is  $\frac{1}{a}$  parallel to  $x$ -axis or from  $y$ -axis
- when  $0 < |a| < 1$ , graph becomes closer to axis

#### Transforming $f(x)$ to $y = Af[n(x + c)] + b$

Applies to exponential, log, trig,  $e^x$ , polynomials.

Functions must be written in form  $y = Af[n(x + c)] + b$

- dilation by factor  $|A|$  from  $x$ -axis (if  $A < 0$ , reflection across  $y$ -axis)
- dilation by factor  $\frac{1}{n}$  from  $y$ -axis (if  $n < 0$ , reflection across  $x$ -axis)
- translation of  $c$  units from  $y$ -axis ( $x$ -shift)

#### Dilations

Two pairs of equivalent processes for  $y = f(x)$ :

- Dilating from  $x$ -axis:  $(x, y) \rightarrow (x, by)$
  - Replacing  $y$  with  $\frac{y}{b}$  to obtain  $y = bf(x)$
- Dilating from  $y$ -axis:  $(x, y) \rightarrow (ax, y)$
  - Replacing  $x$  with  $\frac{x}{a}$  to obtain  $y = f(\frac{x}{a})$

For graph of  $y = \frac{1}{x}$ , horizontal & vertical dilations are equivalent (symmetrical). If  $y = \frac{a}{x}$ , graph is contracted rather than dilated.

#### Matrix transformations

Find new point  $(x', y')$ . Substitute these into original equation to find image with original variables  $(x, y)$ .

#### Reflections

- Reflection **in** axis = reflection **over** axis = reflection **across** axis
- Translations do not change

#### Translations

For  $y = f(x)$ , these processes are equivalent:

- applying the translation  $(x, y) \rightarrow (x + h, y + k)$  to the graph of  $y = f(x)$
- replacing  $x$  with  $x - h$  and  $y$  with  $y - k$  to obtain  $y - k = f(x - h)$

### Inverse functions

For  $f : \mathbb{R} \rightarrow \mathbb{R}, f(x) = a^x$ , inverse is:

$$f^{-1} : \mathbb{R}^+ \rightarrow \mathbb{R}, f^{-1} = \log_a x$$

### Power functions

Mostly only on CAS.

We can write  $x^{-\frac{1}{n}} = \frac{1}{x^{\frac{1}{n}}} = \frac{1}{\sqrt[n]{x}}$ .

Domain is:  $\begin{cases} \mathbb{R} \setminus \{0\} & \text{if } n \text{ is odd} \\ \mathbb{R}^+ & \text{if } n \text{ is even} \end{cases}$

If  $n$  is odd, it is an odd function.

$x^{\frac{p}{q}}$  where  $p, q \in \mathbb{Z}^+$

$$x^{\frac{p}{q}} = \sqrt[q]{x^p}$$

- if  $p > q$ , the shape of  $x^p$  is dominant
- if  $p < q$ , the shape of  $x^{\frac{1}{q}}$  is dominant
- points  $(0, 0)$  and  $(1, 1)$  will always lie on graph
- Domain is:  $\begin{cases} \mathbb{R} & \text{if } q \text{ is odd} \\ \mathbb{R}^+ \cup \{0\} & \text{if } q \text{ is even} \end{cases}$

## 4 Exponentials & Logarithms

### Logarithmic identities

$$\log_b(xy) = \log_b x + \log_b y$$

$$\log_b x^n = n \log_b x$$

$$\log_b y^{x^n} = x^n \log_b y$$

$$\log_a \left(\frac{m}{n}\right) = \log_a m - \log_a n$$

$$\log_a(m^{-1}) = -\log_a m$$

$$\log_b c = \frac{\log_a c}{\log_a b}$$

### Index identities

$$b^{m+n} = b^m \cdot b^n$$

$$(b^m)^n = b^{m \cdot n}$$

$$(b \cdot c)^n = b^n \cdot c^n$$

$$b^m \div a^n = b^{m-n}$$

### Euler's number $e$

$$e = \lim_{n \rightarrow \infty} \left(1 + \frac{1}{n}\right)^n$$

### Modelling

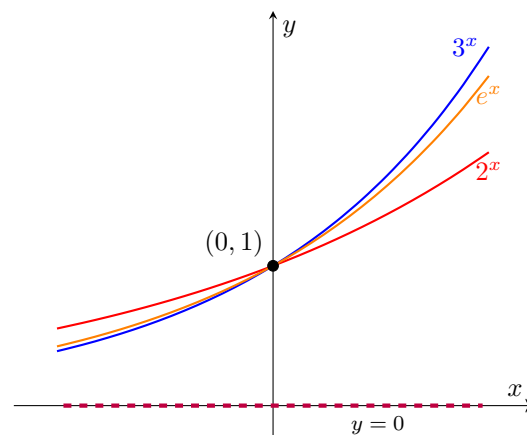
$$A = A_0 e^{kt}$$

- $A_0$  is initial value
- $t$  is time taken
- $k$  is a constant
- For continuous growth,  $k > 0$
- For continuous decay,  $k < 0$

### Graphing exponential functions

$$f(x) = Aa^{k(x-b)} + c, \quad |a > 1$$

- **y-intercept** at  $(0, A \cdot a^{-kb} + c)$  as  $x \rightarrow \infty$
- **horizontal asymptote** at  $y = c$
- **domain** is  $\mathbb{R}$
- **range** is  $(c, \infty)$
- dilation of factor  $|A|$  from  $x$ -axis
- dilation of factor  $\frac{1}{k}$  from  $y$ -axis



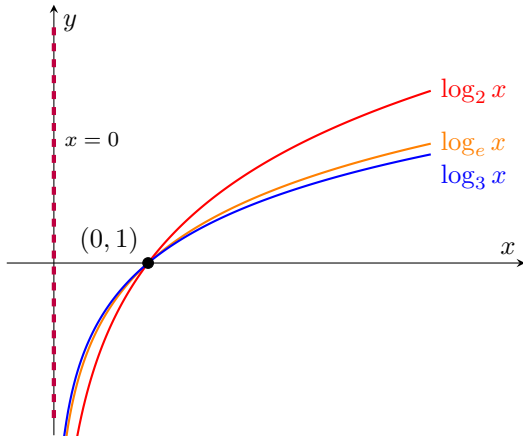
### Graphing logarithmic functions

$\log_e x$  is the inverse of  $e^x$  (reflection across  $y = x$ )

$$f(x) = A \log_a k(x - b) + c$$

where

- **domain** is  $(b, \infty)$
- **range** is  $\mathbb{R}$
- **vertical asymptote** at  $x = b$
- $y$ -intercept exists if  $b < 0$
- dilation of factor  $|A|$  from  $x$ -axis
- dilation of factor  $\frac{1}{k}$  from  $y$ -axis



**Finding equations**

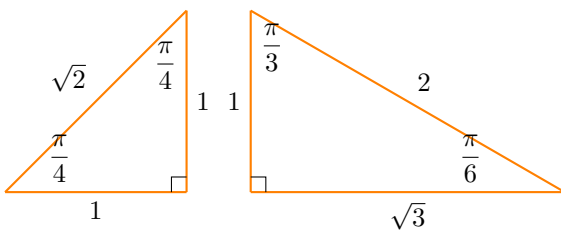
On CAS:  $\begin{cases} f(3)=9 \\ g(3)=0 \end{cases} \Big|_{a,b}$

**5 Circular functions**

**Radians and degrees**

$$1 \text{ rad} = \frac{180 \text{ deg}}{\pi}$$

**Exact values**



**Compound angle formulas**

$$\cos(x \pm y) = \cos x \cos y \mp \sin x \sin y$$

$$\sin(x \pm y) = \sin x \cos y \pm \cos x \sin y$$

$$\tan(x \pm y) = \frac{\tan x \pm \tan y}{1 \mp \tan x \tan y}$$

**Double angle formulas**

$$\cos 2x = \cos^2 x - \sin^2 x$$

$$= 1 - 2 \sin^2 x$$

$$= 2 \cos^2 x - 1$$

$$\sin 2x = 2 \sin x \cos x$$

$$\tan 2x = \frac{2 \tan x}{1 - \tan^2 x}$$

**Symmetry**

$$\sin(\theta + \frac{\pi}{2}) = \cos \theta$$

$$\sin(\theta + \pi) = -\sin \theta$$

$$\cos(\theta + \frac{\pi}{2}) = -\sin \theta$$

$$\begin{aligned} \cos(\theta + \pi) &= -\cos(\theta + \frac{3\pi}{2}) \\ &= \cos(-\theta) \end{aligned}$$

**Complementary relationships**

$$\sin \theta = \cos(\frac{\pi}{2} - \theta)$$

$$= -\cos(\theta + \frac{\pi}{2})$$

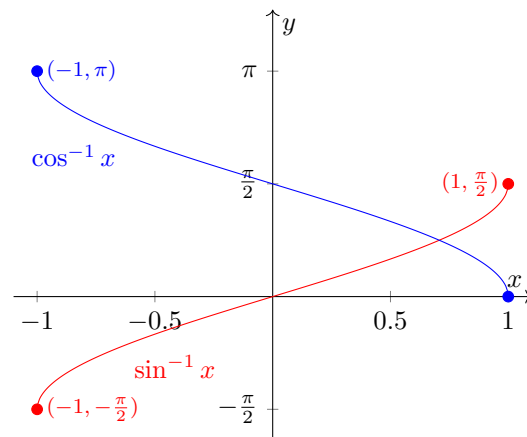
$$\cos \theta = \sin(\frac{\pi}{2} - \theta)$$

$$= \sin(\theta + \frac{\pi}{2})$$

**Pythagorean identity**

$$\cos^2 \theta + \sin^2 \theta = 1$$

**Inverse circular functions**



Inverse functions:  $f(f^{-1}(x)) = x$  (restrict domain)

$$\sin^{-1} : [-1, 1] \rightarrow \mathbb{R}, \quad \sin^{-1} x = y$$

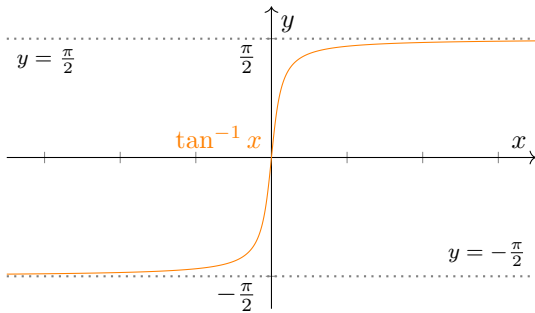
$$\text{where } \sin y = x, y \in \left[-\frac{\pi}{2}, \frac{\pi}{2}\right]$$

$$\cos^{-1} : [-1, 1] \rightarrow \mathbb{R}, \quad \cos^{-1} x = y$$

$$\text{where } \cos y = x, y \in [0, \pi]$$

$$\tan^{-1} : \mathbb{R} \rightarrow \mathbb{R}, \quad \tan^{-1} x = y$$

$$\text{where } \tan y = x, y \in \left(-\frac{\pi}{2}, \frac{\pi}{2}\right)$$



### sin and cos graphs

$$f(x) = a \sin(bx - c) + d$$

where:

$$\text{Period} = \frac{2\pi}{n}$$

$$\text{dom} = \mathbb{R}$$

$$\text{ran} = [-b + c, b + c];$$

$\cos(x)$  starts at  $(0, 1)$ ,  $\sin(x)$  starts at  $(0, 0)$

0 amplitude  $\implies$  straight line

$a < 0$  or  $b < 0$  inverts phase (swap sin and cos)

$$c = T = \frac{2\pi}{b} \implies \text{no net phase shift}$$

### tan graphs

$$y = a \tan(nx)$$

$$\text{Period} = \frac{\pi}{n}$$

Range is  $\mathbb{R}$

$$\text{Roots at } x = \frac{k\pi}{n} \text{ where } k \in \mathbb{Z}$$

$$\text{Asymptotes at } x = \frac{(2k+1)\pi}{2n}$$

**Asymptotes should always have equations**

### Solving trig equations

1. Solve domain for  $n\theta$
2. Find solutions for  $n\theta$
3. Divide solutions by  $n$

$$\sin 2\theta = \frac{\sqrt{3}}{2}, \quad \theta \in [0, 2\pi] \quad (\because 2\theta \in [0, 4\pi])$$

$$2\theta = \sin^{-1} \frac{\sqrt{3}}{2}$$

$$2\theta = \frac{\pi}{3}, \frac{2\pi}{3}, \frac{7\pi}{3}, \frac{8\pi}{3}$$

$$\therefore \theta = \frac{\pi}{6}, \frac{\pi}{3}, \frac{7\pi}{6}, \frac{4\pi}{3}$$

## 6 Calculus

### Average rate of change

$$m \text{ of } x \in [a, b] = \frac{f(b) - f(a)}{b - a} = \frac{dy}{dx}$$

On CAS: Action  $\rightarrow$  Calculation  $\rightarrow$  diff

### Average value

$$f_{\text{avg}} = \frac{1}{b - a} \int_a^b f(x) dx$$

### Instantaneous rate of change

**Secant** - line passing through two points on a curve

**Chord** - line segment joining two points on a curve

### Limit theorems

1. For constant function  $f(x) = k, \lim_{x \rightarrow a} f(x) = k$
2.  $\lim_{x \rightarrow a} (f(x) \pm g(x)) = F \pm G$
3.  $\lim_{x \rightarrow a} (f(x) \times g(x)) = F \times G$
4.  $\lim_{x \rightarrow a} \frac{f(x)}{g(x)} = \frac{F}{G}, G \neq 0$

A function is continuous if  $L^- = L^+ = f(x)$  for all values of  $x$ .

### First principles derivative

$$f'(x) = \lim_{h \rightarrow 0} \frac{f(x+h) - f(x)}{h}$$

Not differentiable at:

- discontinuous points
- sharp point/cusp
- vertical tangents ( $\infty$  gradient)

**Solving on CAS**

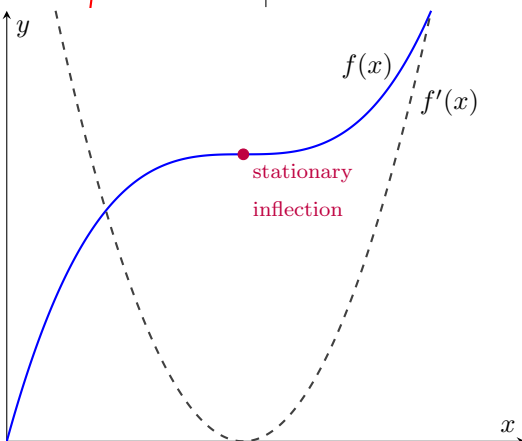
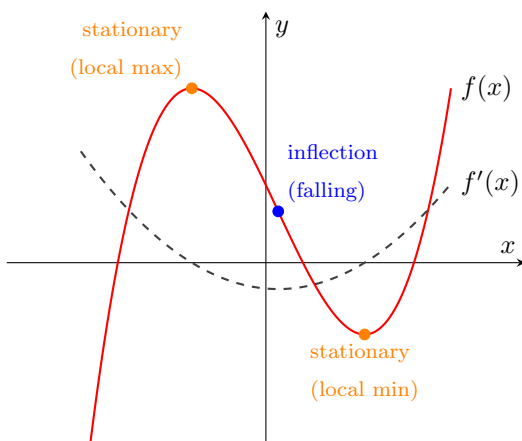
**In main:** type function. Interactive → Calculation → Line → (Normal | Tan line)

**In graph:** define function. Analysis → Sketch → (Normal | Tan line). Type  $x$  value to solve for a point. Return to show equation for line.

**Stationary points**

**Stationary point:**  $f'(x) = 0$

**Point of inflection:**  $f'' = 0$



**7 Statistics**

**Probability**

$$\Pr(A \cup B) = \Pr(A) + \Pr(B) - \Pr(A \cap B)$$

$$\Pr(A \cap B) = \Pr(A|B) \times \Pr(B)$$

$$\Pr(A|B) = \frac{\Pr(A \cap B)}{\Pr(B)}$$

$$\Pr(A) = \Pr(A|B) \cdot \Pr(B) + \Pr(A|B') \cdot \Pr(B')$$

Mutually exclusive  $\implies \Pr(A \cup B) = 0$

Independent events:

$$\Pr(A \cap B) = \Pr(A) \times \Pr(B)$$

$$\Pr(A|B) = \Pr(A)$$

$$\Pr(B|A) = \Pr(B)$$

**Combinatorics**

- Arrangements  $\binom{n}{k} = \frac{n!}{(n-k)!}$

- **Combinations**  $\binom{n}{k} = \frac{n!}{k!(n-k)!}$

- Note  $\binom{n}{k} = \binom{n}{n-k}$

**Distributions**

**Mean  $\mu$**

**Mean  $\mu$  or expected value  $E(X)$**

$$E(X) = \frac{\sum [x \cdot f(x)]}{\sum f} \quad (f = \text{absolute frequency})$$

$$= \sum_{i=1}^n [x_i \cdot \Pr(X = x_i)] \quad (\text{discrete})$$

$$= \int_{\mathbf{X}} (x \cdot f(x)) dx$$

**Mode**

Most popular value (has highest probability of all  $X$  values). Multiple modes can exist if  $> 1$   $X$  value have equal-highest probability. Number must exist in distribution.

**Median**

If  $m > 0.5$ , then value of  $X$  that is reached is the median of  $X$ . If  $m = 0.5 = 0.5$ , then  $m$  is halfway

between this value and the next. To find  $m$ , add values of  $X$  from smallest to largest until the sum reaches 0.5.

$$m = X \text{ such that } \int_{-\infty}^m f(x)dx = 0.5$$

**Variance**  $\sigma^2$

$$\begin{aligned} \text{Var}(x) &= \sum_{i=1}^n p_i(x_i - \mu)^2 \\ &= \sum (x - \mu)^2 \times \text{Pr}(X = x) \\ &= \sum x^2 \times p(x) - \mu^2 \\ &= E(X^2) - [E(X)]^2 \end{aligned} \qquad = E[(X - \mu)^2]$$

**Standard deviation**  $\sigma$

$$\begin{aligned} \sigma &= \text{sd}(X) \\ &= \sqrt{\text{Var}(X)} \end{aligned}$$

**Binomial distributions**

Conditions for a *binomial distribution*:

1. Two possible outcomes: **success** or **failure**
2.  $\text{Pr}(\text{success})$  is constant across trials (also denoted  $p$ )
3. Finite number  $n$  of independent trials

**Properties of**  $X \sim \text{Bi}(n, p)$

$$\begin{aligned} \mu(X) &= np \\ \text{Var}(X) &= np(1 - p) \\ \sigma(X) &= \sqrt{np(1 - p)} \\ \text{Pr}(X = x) &= \binom{n}{x} \cdot p^x \cdot (1 - p)^{n-x} \end{aligned}$$

On CAS

Interactive → Distribution → **binomialPdf** then input

|           |                        |
|-----------|------------------------|
| x:        | no. of successes       |
| numtrial: | no. of trials          |
| pos:      | probability of success |

**Continuous random variables**

A continuous random variable  $X$  has a pdf  $f$  such that:

1.  $f(x) \geq 0 \forall x$
2.  $\int_{-\infty}^{\infty} f(x) dx = 1$

$$E(X) = \int_{\mathbf{X}} (x \cdot f(x)) dx$$

$$\text{Var}(X) = E[(X - \mu)^2]$$

$$\text{Pr}(X \leq c) = \int_{-\infty}^c f(x) dx$$

**Two random variables**  $X, Y$

If  $X$  and  $Y$  are independent:

$$E(aX + bY) = aE(X) + bE(Y)$$

$$\text{Var}(aX \pm bY \pm c) = a^2 \text{Var}(X) + b^2 \text{Var}(Y)$$

**Linear functions**  $X \rightarrow aX + b$

$$\begin{aligned} \text{Pr}(Y \leq y) &= \text{Pr}(aX + b \leq y) \\ &= \text{Pr}\left(X \leq \frac{y - b}{a}\right) \\ &= \int_{-\infty}^{\frac{y-b}{a}} f(x) dx \end{aligned}$$

**Mean:**  $E(aX + b) = aE(X) + b$

**Variance:**  $\text{Var}(aX + b) = a^2 \text{Var}(X)$

**Expectation theorems**

For some non-linear function  $g$ , the expected value  $E(g(X))$  is not equal to  $g(E(X))$ .

$$E(X^2) = \text{Var}(X) + [E(X)]^2$$

$$E(X^n) = \sum x^n \cdot p(x) \qquad \text{(non-linear)}$$

$$\neq [E(X)]^n$$

$$E(aX \pm b) = aE(X) \pm b \qquad \text{(linear)}$$

$$E(b) = b \qquad (\forall b \in \mathbb{R})$$

$$E(X + Y) = E(X) + E(Y) \qquad \text{(two variables)}$$



## Sample mean

Approximation of the **population mean** determined experimentally.

$$\bar{x} = \frac{\Sigma x}{n}$$

where

$n$  is the size of the sample (number of sample points)

$x$  is the value of a sample point

On CAS

1. Spreadsheet
2. In cell A1:  
`mean(randNorm(sd, mean, sample size))`
3. Edit → Fill → Fill Range
4. Input range as A1:An where  $n$  is the number of samples
5. Graph → Histogram

Normal distributions must have area (total prob.) of 1

$$\implies \int_{-\infty}^{\infty} f(x) dx = 1$$

mean = mode = median

Always express  $z$  as +ve. Express confidence interval as ordered pair.

## Sample size of $n$

$$\bar{X} = \sum_{i=1}^n \frac{x_i}{n} = \frac{\Sigma x}{n}$$

Sample mean is distributed with mean  $\mu$  and sd  $\frac{\sigma}{\sqrt{n}}$  (approaches these values for increasing sample size  $n$ ).

For a new distribution with mean of  $n$  trials,  $E(X') = E(X)$ ,  $sd(X') = \frac{sd(X)}{\sqrt{n}}$

On CAS

- Spreadsheet → Catalog → `randNorm(sd, mean, n)` where  $n$  is the number of samples. Show histogram with Histogram key in top left
- To calculate parameters of a dataset: Calc → One-variable

## Normal distributions

$$Z = \frac{X - \mu}{\sigma}$$

